

Discovery SDT 650



Site Preparation Guide

Ideal Setup

Table of Contents	2
Ideal Setup.....	3
System Components.....	4
With Mass Spectrometer.....	4
With Blending Gas Delivery Module.....	5
Instrument Measurements.....	6
Utility Requirements	7
Power	7
Gas.....	8
Computer Requirements.....	9
Hardware.....	9
Software	10
Accessories.....	11
PFEIFFER THERMOSTAR Mass Spectrometer.....	11
Blending GDM	12
Site Preparation Checklist	13
TA Instrument Offices.....	14



Circulator



Power



Cooling



Gas



LN₂



Fluid



Light



Hardware



Software



Temp



Lab



Customer

Ideal Setup



IDEAL PLACEMENT AND BENCH MEASUREMENTS

Select a location with adequate floor space and a rigid laboratory bench that is level and is in a vibration-free environment. For optimal performance, it is recommended that the instrument be placed by itself on a separate marble table.



Bench width: 61–183 cm (24–72 in)

Table width: 76 cm (30 in)

Bench depth: 76 cm (30 in)

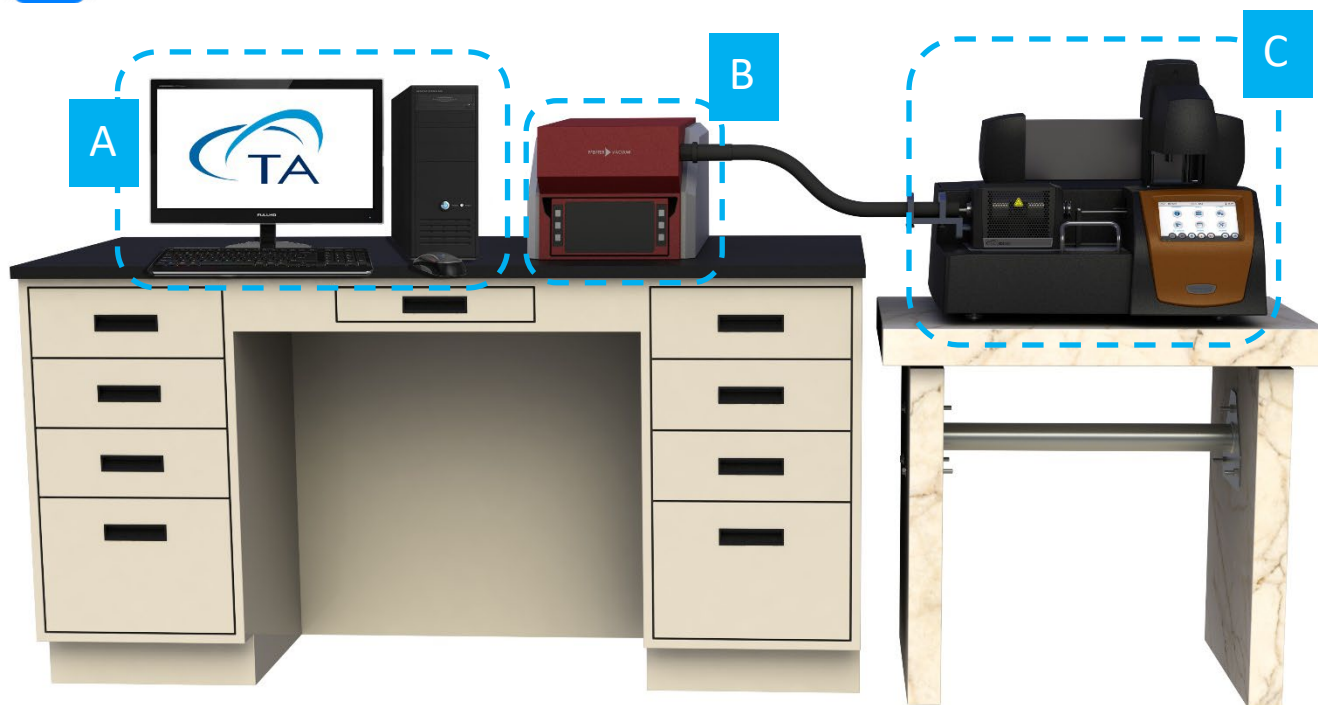
Table depth: 76 cm (30 in)

Distance from the wall: 30.5 cm (12 in) min.

System Components



MAIN SYSTEM COMPONENTS – WITH MASS SPECTROMETER

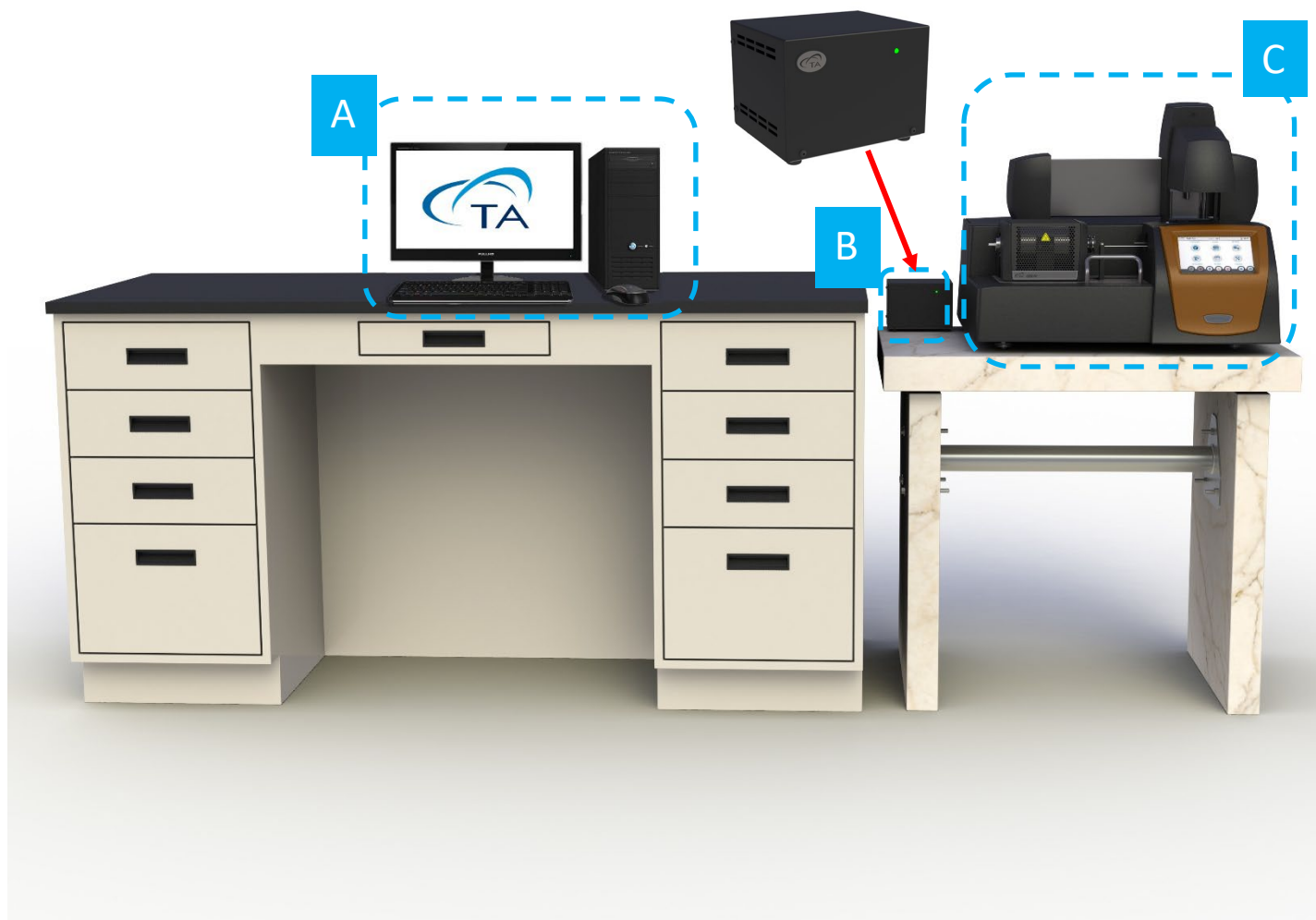


- A. Computer (Controller)
- B. Mass Spectrometer (Optional)
- C. Instrument

System Components



MAIN SYSTEM COMPONENTS – WITH BLENDING GDM



- A. Computer (Controller)
- B. Blending Gas Delivery Module (Optional)
- C. Instrument

Instrument Measurements



SDT 650 *WITH* AUTOSAMPLER



Height: 53 cm (21 in)

Width: 66 cm (26 in)

Depth: 64 cm (25 in)

Weight: 40 kg (88 lbs)



SDT 650 *WITHOUT* AUTOSAMPLER

Height: 28 cm (11 in)

Width: 66 cm (26 in)

Depth: 64 cm (25 in)

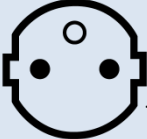

Weight: 33 kg (73 lbs)



Utility Requirements



POWER

Item	Requirement
Power	<ul style="list-style-type: none">• 100–240 VAC, 47–63 Hz, 1200 W• Safety ground per local regulation
Power cords provided	<ul style="list-style-type: none">• NEMA 5-15 plug• Type F plug  Type F  NEMA 5-15



Use power cords with plugs appropriate for your circuit.



Supply voltages lower than indicated may result in a degradation of performance.



Ensure that the mains assigned do not also supply power to noise generating equipment nearby, such as motors, welders, transformers, etc.




An independent heavy GROUND wire must be provided through the power hookup. Improper grounding may cause severe damage for which the supplier will not accept responsibility. All power strips must be fully grounded and carry the ground through to the sockets into which the computer is plugged.

Utility Requirements



GAS

Item	Requirement
Purge gases	<ul style="list-style-type: none">• Acceptable purge gases: air, nitrogen, oxygen, argon, and helium• Source gas pressure is a maximum 20 psig for all inlets at the back of the instrument• Pressure regulator required – must be rated for required gases• Conditions:<ul style="list-style-type: none">• Must be dry• Must be free from oil, dirt, and water <p> If you are using samples that may emit harmful gases, attach a compatible tube to the purge gas exit to transfer the gas to an exhaust or other suitable protective device.</p>
Purge gas flow rate	Up to 500 mL/min. Recommended flow rate is 100 mL/min.

Computer Requirements



HARDWARE REQUIREMENTS

Description	Requirement
Processor	<ul style="list-style-type: none">• Intel® Core™ i5 8400 or better• 2.8 GHz with 9 MB L2 cache
Memory	≥ 16 GB RAM DDR4 2666 SDRAM
Hard drive	≥ 80 GB free space <ul style="list-style-type: none">• 1.5 GB required for Full version of TRIOS• 675 MB required for Lite version of TRIOS (without Online help)
DVD (Optional)	≥ 48x CD-ROM or DVD. Optional for software installation.
Screen resolution	Required: 1280 x 1024 with 24-bit colors Recommended: 1920 x 1080 with 24-bit colors
Graphic memory	128 MB
Screen (LCD) size	Required: 19" or greater Recommended: 24" wide screen

Computer Requirements



SOFTWARE REQUIREMENTS

Item	Requirement
Operating System	<ul style="list-style-type: none">• Windows 10 or 11 Ultimate & Professional• Home version not supported• 64-bit version
Internet	Internet connection is strongly recommended for ongoing support after installation
Service Pack	Microsoft Operating System Service Pack
Updates	Windows Operating System and associated Microsoft updates must be up to date
Network	<i>A second network card for corporate network connection is recommended. TA Instruments is not responsible for resolving issues associated with connections to your corporate network.</i>
Conflicts	<i>TA Instruments is not responsible for resolving hardware/software conflicts created by the addition of third-party hardware or software to the computer.</i>

Accessories



PFEIFFER THERMOSTAR MASS SPECTROMETER MEASUREMENTS



Height: 27.4 cm (10.8 in)

Width: 35.8 cm (14.1 in)

Depth: 61.5 cm (24.2 in)

Weight: 23 kg (51 lbs)



PFEIFFER THERMOSTAR MASS SPECTROMETER REQUIREMENTS

Requirements



- Voltage: 100–240 VAC
- Amperage: 8.3A to 3.5 A, depending on voltage
- Power: 830 W
- Fuse type: 2x 10A (slow)



- 10°C–40°C (50°F–104°F)
- Max 80% RH at temperatures below 31°C, linearly decreasing to 50% RH at 40°C



- Acceptable purge gases: nitrogen
- Must be dry and free of oil, dirt, and water
- Purge gas pressure: 7–14 kPa gauge (1–2 psig)



Circulator



Power



Cooling



Gas



LN₂



Fluid



Light



Hardware



Software



Temp



Lab



Customer

Accessories



DISCOVERY BLENDING GDM MEASUREMENTS



Height: 13 cm (5 in)

Width: 15 cm (6 in)

Depth: 15 cm (6 in)

Weight: 0.5 kg (1 lb)



DISCOVERY BLENDING GDM REQUIREMENTS

Requirements



- Power adapter: 100–240 VAC, 0.5A, 50/60 Hz
- Approved for operation on a 20 A branch circuit with protective conductor (ground). DC requirements: 24V, 0.8A. Use only TA Instruments-provided power adaptor.



- Must be dry and free of oil, dirt, and water
- Maximum inlet pressure: 140 kPa gauge (20 psig)
- Acceptable gases: Nitrogen, argon, helium, air, oxygen, carbon monoxide, carbon dioxide, forming gas.



Circulator



Power



Cooling



Gas



LN₂



Fluid



Light



Hardware



Software



Temp



Lab








Customer

Site Preparation Checklist



Discovery SDT 650

	Enough bench space for instrument, computer, and Mass Spectrometer (if needed): <input type="checkbox"/> Bench width: 61–183 cm (24–72 in) <input type="checkbox"/> Bench depth: 76 cm (30 in)
	<input type="checkbox"/> Instrument power is 100–240 VAC, 47–63 Hz, 1200 W
	Purge gas: <input type="checkbox"/> Is one of the following: air, nitrogen, oxygen, argon, or helium <input type="checkbox"/> Is dry and free of oil, dirt, and water <input type="checkbox"/> Pressure regulator is present and rated for required gases <input type="checkbox"/> Maximum 20 psig inlet pressure <input type="checkbox"/> Gas source regulated pressure: up to 500 mL/min High Pressure Mass Spectrometer Purge Gas (if applicable): <input type="checkbox"/> Is nitrogen or argon <input type="checkbox"/> Pressure is 7–14 kPa gauge (1–2 psig) <input type="checkbox"/> Is dry and free of oil, dirt, and water
	<input type="checkbox"/> Computer meets all hardware requirements <input type="checkbox"/> Computer meets all software requirements
	<input type="checkbox"/> The Customer assumes responsibility for any damage that occurs when the instrument is moved by someone other than a trained TA Instruments Service Representative.

I hereby acknowledge that all utility requirements have been met per the checklist above and that they will be ready at the agreed time of installation.

If all utility requirements are not met at the agreed time of installation, additional charges may be incurred for a return Service trip.

_____ / /
Customer *DD* *MM* *YYYY*

_____ _____ _____ _____
Company *City* *State* *Country*

Please send a signed copy of the completed checklist to your local Service representative.

TA Instruments Offices

For information on our latest products, contact information, and more, see our website at:
<http://www.tainstruments.com>.

To find your local TA Instruments office and contact information, visit
<http://www.tainstruments.com/contact/ta-directory/>

TA Instruments – Waters LLC
Corporate Headquarters
159 Lukens Drive
New Castle, DE 19720
USA

Telephone: 302-427-4000
Fax: 302-427-4001
Email: info@tainstruments.com